



Wildfire Preparedness for Household Pets

BROUGHT TO YOU BY:



NATIONAL FIRE PROTECTION ASSOCIATION

The leading information and knowledge resource on fire, electrical and related hazards



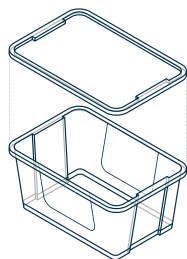
Wildfire Preparedness for Household Pets

Pet Evacuation Checklist



Simple tools you'll need to start building your pet's evacuation kit:

- » Large bin or tote with a lid (preferably a waterproof type)
- » Clear waterproof sealable plastic bags in multiple sizes
- » A Sharpie-style writing utensil for labeling and marking contents
- » Notepad for documenting special details and needs
- » Pen or pencil
- » One or two flash drives (*storing all the information outlined in the following sections on a flash drive will provide access if you're evacuated and unable to take the kit due to limited time. Having a backup flash drive that you provide to a friend or relative, is also a good idea so you have an alternate source if you're unable to take the primary one with you.*)



BROUGHT TO YOU BY:





Wildfire Preparedness for Household Pets

Pet Evacuation Checklist



The following items need to be included in each kit and also stored on your flash drive(s):


» Pet Vaccination Records:

- Copies of all current vaccination records for each pet
(NOTE: Your pet's most recent rabies registration tag needs to be attached securely to its collar)

» Medications:


- Keep a list of all current medicines and their associated doses
- Your vet's office may also be evacuated or closed during a wildfire, so this information will be important

If possible, keep an extra supply of medicines that your pet takes on a regular basis. Ensure each is labeled with the pet's name and a description of that pet. If you have multiple pets consider enclosing a photo of the pet that needs the medication. Periodically check the expiration dates and replace as needed.



BROUGHT TO YOU BY:





Wildfire Preparedness for Household Pets

Pet Evacuation Checklist

» Special Needs Documentation:


- List of each pet's current physical disabilities or illnesses
- Emotional or behavioral problems and how to deal with them
- Special feeding schedule/requirements
- Dietary restrictions
- Allergies

» Copies of Ownership Records:

- Adoption records
- Registration paperwork
- Pet health insurance policies
- Municipal or county license tags and paperwork

» Microchip Paperwork:

- Include copies of the animal's microchip paperwork. Update the address listed on the paperwork as needed to keep it accurate and current.
- Consider enrolling your microchipped pet(s) in a recovery database
- Verify your pet's microchip enrollment information with AKC Reunite 800-252-7894 or at <http://www.akcreunite.org/petowner/petemergencyguide/>




BROUGHT TO YOU BY:





Wildfire Preparedness for Household Pets



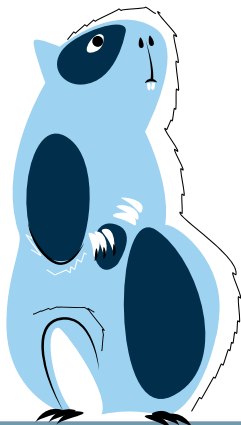
Pet Evacuation Checklist

» Leash, Harness and Collars

- Have your phone number and address on an I.D. tag attached to the pet's collar
(NOTE: Since cell phones could be temporarily out of service in a wildfire, include a relative's phone number on the tag, too, just in case you and your pet get separated)
- Leash
- Harness/gentle leader (if used by your pet)
- Collar

» List of important pet related phone numbers (remember cell phones and Internet access could be temporarily out of service and you'll need a printed list to connect with these resources):

- Veterinarian
- Local animal control agency
- Animal shelter/boarding facility
- List of pet friendly hotels/motels near your community
- Friends that may be willing to temporarily take your pet while you're evacuated and out of your home
- Neighbors in your Buddy System Network (a buddy system network is a previously arranged shared process where neighbors evacuate each other's pets (if possible) when you're away from home during an evacuation)



BROUGHT TO YOU BY:





Wildfire Preparedness for Household Pets

Pet Evacuation Checklist



» **Photos with your pet** (to help identify you are the pet's owner when no physical records are available to claim your rescued animal)

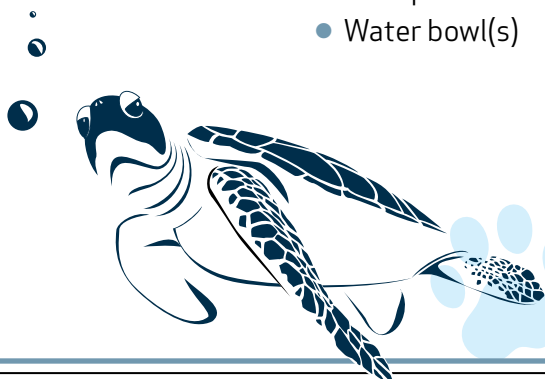
- A picture will help you document ownership and could also help in locating a missing pet
- Photos can help document any distinguishing characteristics that will be helpful in identifying a lost or missing pet

» **Pet food and treats:**

- Food for three to seven days
- If your pet eats canned food - include a manual can opener and spoon.
- Feeding bowl

» **Water:**

- Pack enough clean water to meet each pet's individual needs for a minimum of three days and up to one week
- Water bowl(s)



BROUGHT TO YOU BY:





Wildfire Preparedness for Household Pets

Pet Evacuation Checklist

» Miscellaneous items:

- Cat litter, tray and scoop
- Bedding/blanket
- Toys
- Leather gloves and towels (in case your pet is upset or scared)
- Dog crate, cat carrier, or cage for birds and other small pets
- Muzzle (if needed)
- Grooming supplies
- Dog waste bags

» Pet first aid kit and animal first aid book:

- Items should include cotton bandage rolls, bandage tape, scissors, antibiotic ointment, medical-type gloves, isopropyl alcohol and saline solution

» Cleaning supplies:

- Paper towels, trash bags, spray cleaner, disinfectant and hand sanitizer

» Storing your kit:

- Keep your pet emergency kit in a dry location where the temperature does not get hot or below freezing.
- Make sure the kit is in a spot that's easy to reach for quick access when loading a car or truck

FOR MORE INFORMATION ABOUT PREPARING YOUR HOUSEHOLD PETS
FOR AN EVACUATION DURING A WILDFIRE, VISIT [NFPA.ORG/TAKEACTION](https://www.nfpa.org/takeaction)

BROUGHT TO YOU BY:

